

# Bainbridge<sup>TM</sup>


VINYL WINDOWS



Certified Performance. A Smart Value.

# Bainbridge™

Packed with Features. Loaded with Value!



*The Bainbridge was designed to deliver year 'round energy savings, worry-free durability, and to be easy to clean from inside your home.*

## AAMA GOLD LABEL CERTIFIED PERFORMANCE

**Air:** .07cfm at 25mph\*

**Water:** R40 48mph\*\*

**Structural:** DP45 162mph\*\*\*

**NFRC Thermal Performance:**

Ultimate™ Glass: U-0.19

Double Pane, Low-E *Plus*/argon: U-0.29

Bainbridge is an AAMA Gold Label product. See [www.aamanet.org](http://www.aamanet.org) for details.



**Vent Stop**, when deployed, will limit sash travel to allow for ventilation.



**Full-Profile Head** for classic aesthetic appeal.



**Soft-Stik™** insulation inserts provide better thermal performance.

**Metal Reinforcement** ensures maximum structural performance.



# Providing Structural Integrity and Pleasing Aesthetics More Affordably.

## 1. World-Class Robotic Assembly.

Consistent fabrication quality from window to window. Fusion-welded sashes and frame are built squarely. Narrow manufacturing tolerances produce a tight window that best prevents air and water infiltration.

## 2. Dura-Sill™ Engineered Sloped Sill.

Tight mortise-cut, double-wall sill dam extends inside the jamb, eliminating the need to caulk an open seam.



## 3. Soft-Seal™ Straddle Gasket.

Closed-cell neoprene, cushion-gasket under the sash straddles the exclusive sill rail under compression when locked. One of several tight barriers and diversions built into Dura-Sill™.




## 4. Dual-Fin, Wool-Pile Weatherstripping.

Protects around the perimeter of all sashes to fight air infiltration.

## Certa-Force™ Stainless Steel Balancer

### 5. Certa-Force™ Balance System.

AAMA Class 2 device provides smooth and easy operation. 1/2" stainless steel never needs lubrication or adjustment.



Compare to old-fashioned "block and tackle" balance system that uses string, a wire spring, and plastic pulleys in a large metal housing that creates a thermal short circuit inside the window jambs.

## 6. Cam-Action Lock pulls sashes tightly together to prevent air infiltration.

## 7. Intercept®.

Standard warm-edge spacer and sealant system is fully automated for condensation resistance and seal integrity.

## 8. Super Spacer®.

Optional metal-free spacer system available for Health Smart Windows®. See your Representative for details.



## 9. Integral Ergonomic Lift Rails.

Buyer beware of any window with snap-in lift rails that frequently snap-out. Features comfortable ergonomic design.

## 10. Balance Cover provides finished aesthetic appeal.

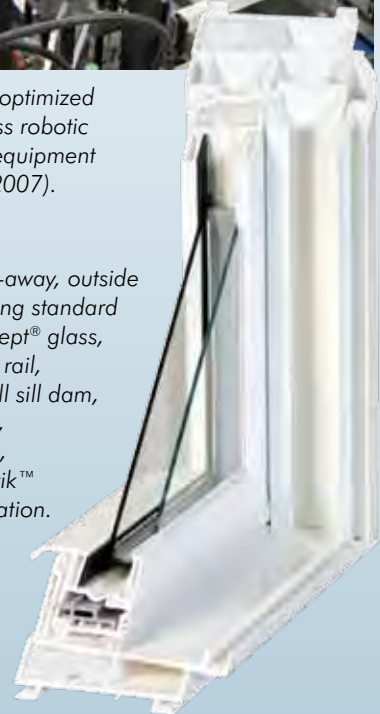


Strong, extruded metal screen frame features unobtrusive black fabric and matching black spline.



Computer optimized World-Class robotic assembly equipment (installed 2007).

Corner cut-away, outside view showing standard 3/4" Intercept® glass, integral lift rail, double-wall sill dam, Dura-Sill™, Soft-Seal™, and Soft-Stik™ foam insulation.



## Vinyl Colors

Soft-White™

Beige\*

\*Beige is not available in Garden Windows

Brown\*\*

\*\*Brown is AAMA SILVER Label Rated

\*4.3 times better than industry minimum .30cfm  
\*\*\*72% stronger than industry minimum 94mph  
Size tested is 44" x 63" with SSB glass.

\*\*8" rain per hour (45% over industry minimum 33mph)  
Test results vary by style and size of window.


## The Versatile Slider



Bainbridge 3-Lite Slider



Bainbridge 2-Lite Slider



Swing & Clean Slider

Choose from 2-lite sliders and 3-lite sliders offered in 1/3-1/3-1/3 or 1/4-1/2-1/4 configurations.

All sliders provide smooth operation on our tandem brass rollers and they have a unique sill drainage system which reduces air infiltration and improves comfort.

Our unique Swing & Clean Slider offers all the benefits of a normal slider, along with the convenience of swing-in sashes for easy cleaning of the outside glass. The sash has a positive lock feature in the swing-in position.


## The Classy Casement



Casement windows offer a unique option for home owners. The single-lever lock handle makes operation almost effortless, yet very secure with its multiple locking points.



Due to the unique hinge design our casement is easy to clean...inside and out... from inside the comfort of your home. Optional fold down handle (shown).



New invisible retention hardware system eliminates unsightly screen clips used on traditional casements.

### AAMA GOLD LABEL CERTIFIED PERFORMANCE


**Air:** .05cfm at 25mph\*

**Water:** R50 54mph\*\*

**Structural:** DP40 153mph\*\*\*

**NFRC Thermal Performance:**

Double Pane, Low-e glass with argon and Intercept: U-0.27



Multi-chambered casement sash and frame with Soft-Stik™ foam provide durability and insulation.

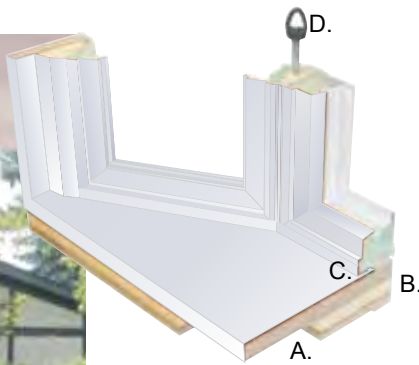


## Beautiful Bays and Bows



Enhance any room with the three-dimensional effect of a Bay or Bow window.

- Your choice of 3- to 6-lite configurations
- Your choice of 10°, 15°, 30°, or 45° projections.
- Available with operating end casements, double hungs or picture windows.
- Glass options for all Bays and Bows include High Performance Low-E; Ultra triple-glazed; Ultimate triple-glazed; tinted and tempered glass.
- Optional Decorative Glass is available in a wide variety of glass colors and patterns. Ask your representative for details.
- Optional Contour and Flat Grids are contained within the insulated glass. The grids stay dirt-free for a lifetime and the outside glass remains easy to clean.
- Optional Painted Aluminum Roofs are available in 28 decorator colors. Ask your representative for details.
- Optional Copper Roof System. Copper can be preserved with Incralac protective coating, or allowed to turn Patina Green over time.
- Optional Wood Roof System also available.
- Garden windows available.



Bay/Bow window construction features:

A. 1.25" thick laminated hardwood.

B. Standard R-9 Super Seat™ insulated seatboard with 3/4" exterior-capped plywood.


C. All mull cavities are insulated completely with Comfort-Foam™ for maximum energy efficiency.

D. Chain support system standard for additional strength. (Knee brackets must be installed if roof overhang prevents use of chain system.)

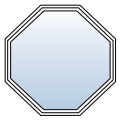


## Special Shapes

Picture Windows are available in many shapes and sizes from stand alone windows to those used in combination with other operating windows such as a half-round over a double hung. Ask your window representative about the unique shapes or combinations of shapes for your specific arrangement.



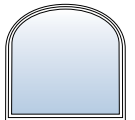
Full Circle



Octagon




Circle Top



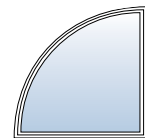
Circle Top with Extended Leg



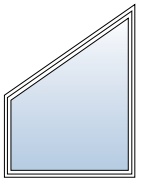
Eyebrow



Pentagon




Quarter Circle



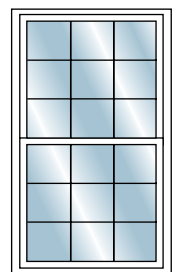
Trapezoid Left  
(Right available)

## Decorative Options

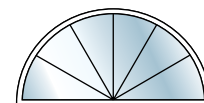
### Grid Patterns



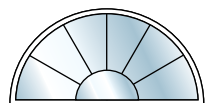
Diamond  
(Flat Only)



Colonial  
(Flat and Contour)



Star Burst  
(Flat and Contour)



Sun Burst  
(Flat Only)



Flat Grids



Contour Grids

## Select Among High-Performance Glazing Options

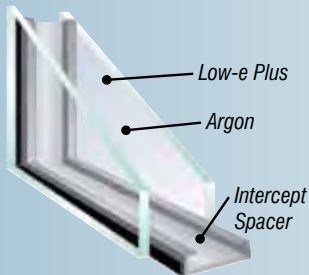
Soft-Lite purchases the best available glass products from leaders in the industry who focus exclusively on glass fabrication. Consult with your Bainbridge Window Representative for many additional options and ancillary products.

**ALL NFRC WINDOW LABELS** refer to whole window performance, not just the insulated glass unit.

### 3/4" Low-E Plus™ GLASS WITH ARGON GAS AND INTERCEPT® SPACER NFRC Window Label

ENERGY STAR® Qualified in Highlighted Regions	
VINYL DOUBLE HUNG BAINBRIDGE	
Double Glazing, Low-E, Argon Fill	
ENERGY PERFORMANCE RATINGS	
U-Factor (U.S./I-P)	Solar Heat Gain Coefficient
<b>0.29</b>	<b>0.29</b>
ADDITIONAL PERFORMANCE RATINGS	
Visible Transmittance	Condensation Resistance
<b>0.54</b>	<b>56</b>
<small>Manufacturer stipulates that these ratings conform to applicable NFRC procedures for determining whole product performance. NFRC ratings are determined for a fixed set of environmental conditions and a specific product size. NFRC does not recommend any product and does not warrant the suitability of any product for any specific use. Consult manufacturer's literature for other product performance information.</small>	

Rated at R-3.45

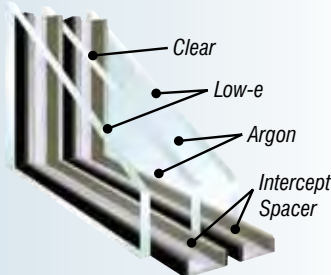


This window is Energy Star qualified in North, North-Central, & South-Central zones. Upgrade of SOLAR LOW-E qualifies window in South zone and provides: U-factor: 0.29, SHGC: 0.21, Visible Transmittance: 0.50

### ULTRA GLASS™ 7/8" Low-E GLASS WITH ARGON GAS AND INTERCEPT® SPACER NFRC Window Label

ENERGY STAR® Qualified in Highlighted Regions	
VINYL DOUBLE HUNG BAINBRIDGE	
Triple Glazing, Low E, Argon Fill	
ENERGY PERFORMANCE RATINGS	
U-Factor (U.S./I-P)	Solar Heat Gain Coefficient
<b>0.25</b>	<b>0.27</b>
ADDITIONAL PERFORMANCE RATINGS	
Visible Transmittance	Condensation Resistance
<b>0.44</b>	<b>60</b>
<small>Manufacturer stipulates that these ratings conform to applicable NFRC procedures for determining whole product performance. NFRC ratings are determined for a fixed set of environmental conditions and a specific product size. NFRC does not recommend any product and does not warrant the suitability of any product for any specific use. Consult manufacturer's literature for other product performance information.</small>	

Rated at R-4

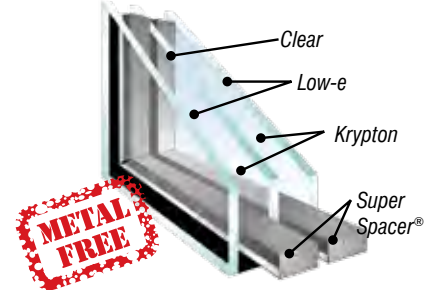


This window is Energy Star qualified in ALL climate zones.  
NO UPGRADE NEEDED.

### Ultimate Glass™ 7/8" Low-e GLASS WITH KRYPTON GAS AND Super® SPACER NFRC Window Label

ENERGY STAR® Qualified in Highlighted Regions	
VINYL DOUBLE HUNG BAINBRIDGE	
Triple Glazing, Krypton Fill, Low-E	
ENERGY PERFORMANCE RATINGS	
U-Factor (U.S./I-P)	Solar Heat Gain Coefficient
<b>0.19</b>	<b>0.27</b>
ADDITIONAL PERFORMANCE RATINGS	
Visible Transmittance	Condensation Resistance
<b>0.44</b>	<b>70</b>
<small>Manufacturer stipulates that these ratings conform to applicable NFRC procedures for determining whole product performance. NFRC ratings are determined for a fixed set of environmental conditions and a specific product size. NFRC does not recommend any product and does not warrant the suitability of any product for any specific use. Consult manufacturer's literature for other product performance information.</small>	

Rated at R-5.26



This window is Energy Star qualified in ALL climate zones.  
NO UPGRADE NEEDED.

Ask about upgrading your windows with:



**OUR LIFETIME WARRANTY** protects your investment and our reputation. It guarantees that all moving parts and the hermetically insulated seal in our windows are free from defects in materials or workmanship. It also guarantees that our vinyl colors will remain true for the life of your home. Non-prorated. Transferable. Glass-breakage warranty available.



Multiple Crystal Achievement Award Winner  
2009 Best Literature Program



Bainbridge™ Authorized Dealer

© 2011 Soft-Lite L.L.C. Printed in the U.S.A. Specifications subject to change without notice. All photos and illustrations are property of Soft-Lite L.L.C. unless otherwise indicated. Soft-Lite® is a registered trademark of Soft-Lite L.L.C. Super Spacer® and Health Smart Windows® are registered trademarks of Edgetech I.G. Inc. Intercept® is a registered trademark of PPG Industries. Q-Lon® is a registered trademark of The Schlegel Group. Teflon® is a registered trademark of DuPont®. Bainbridge™, Certa-Force™, Low-E Plus™, Solarban70XL®, SB70XL®, Dura-Sill™, Soft-Seal™, Soft-Stik™, and Soft-White™ are trademarks of Soft-Lite L.L.C.

LITSL-BAIN-6PG (rev 3-11)