

# KINGSROYAL GLIDE



**SoftLite®**  
Windows & Doors





# KINGSROYAL GLIDE

Our Kingsroyal Glide will beautify any room ... especially when combined with sidelites and transoms. Your numerous aesthetic options with a Kingsroyal include two designer handles in a variety of colors, internal miniblinds, four interior wood grain finishes and three interior colors, unlimited exterior colors, and a wide selection of grid patterns. For your comfort and peace of mind, we've loaded this door with features that make it durable, energy-efficient, and more practical than almost any other door on the market. Enhance the appearance and value of your home with a new Kingsroyal Glide custom-designed to your personal taste.

## Limited Lifetime Warranty


Our Lifetime Warranty is designed to protect your investment and our reputation. It guarantees that our patio doors will not rot, rust, chip, corrode, or blister for the life of your home.

Our Lifetime Limited Warranty is non-prorated, fully transferable, and covers all moving vinyl parts and the hermetically insulated glass seal against defects in materials or workmanship.


Finally, we offer the ultimate in protection with an optional lifetime glass breakage rider for extra peace of mind.

*Operational hardware and miniblinds are warranted for 10 years.*

# KINGSROYAL<sup>GLIDE</sup> Advanced Technology Features




- 1 2-point, stainless steel, mortise lock securely locks the door into the jamb.




2-point  
Lock

- 2 Kingsroyal's designer-molded sash stiles and rails are 3-1/2" wide. This design provides for a slimmer-looking sash and allows for more viewing area through the glass.

- 3 UltraSmart triple-fin weatherstripping with UltraFresh antimicrobial protection minimizes drafts, dust, and pollen, and fights the growth of mold and bacteria. Multiple contact points ensure extra protection. (● = weatherstrip locations)



- 4 We inject our doors with R-5 ComfortFoam — an excellent insulator that improves the door's thermal effectiveness.



## AAMA Gold Label Certification\*

<b>Air:</b>	0.06 cfm at 25 mph — 5 times better than industry minimum of 0.30 cfm
<b>Structural:</b>	DP 50 at 171 mph


\* Above values are for a DP 50 door. DP 35 door is also available.



- 5 An aluminum-capped threshold provides durability, longevity, and smooth operation of the screen.



- 6 We manufacture Kingsroyal patio doors with metal reinforcement in vertical sash stiles, which makes the doors exceptionally strong and durable.




- 7 Our heavy-duty, ball-bearing, DuraRoller, with its 1 1/4" diameter dual wheel, keeps your door reliably on track. The roller is fully adjustable for smooth operation and alignment with the frame and locking mechanism.



- 8 Kingsroyal Glide is available with an optional heavy-duty deadbolt that can be installed as a ThumbBolt or ToeBolt. This easy-to-use, effective vent-stop prevents the door from opening more than a few inches while still allowing for ventilation and providing added security.



**THUMBOLT™**



**TOEBOLT™**



- 9 Optional TuffScreen is a durable, vinyl-coated polyester insect screen that is stronger than traditional screening, designed to resist tears, punctures, and damage from pets and high-traffic areas.

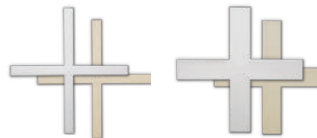


## Durable Beauty Inside and Out



## Decorative Grids

These grids are inside the glass, which means no dust! Choose from a wide selection of patterns (based on size and configuration of each door). Color samples may vary from brochure. See your SoftLite dealer for precise color representations and configurations.



**FLAT GRIDS**

Standard ( $\frac{5}{8}$ " ) | Wide ( $1\frac{3}{16}$ " )

Standard available in all color options  
Wide only available in white or beige



**CONTOUR GRIDS**

Standard ( $\frac{3}{4}$ " ) | Wide ( $1\frac{5}{16}$ " )

Standard available in all color options  
Wide only available in white or beige



**SIMULATED DIVIDED LITES**

Applied to the interior and exterior panes.  $\frac{3}{4}$ " wide - N/A on triple-pane

## Allure Handles



Soft-White

Beige



Pontiac Gold

Our beautiful Allure handles come in three durable, painted color finishes\* designed to accent any decor. Each handle set is keyed on the exterior and activates a 2-point, stainless steel, mortise lock that securely locks the door into the jamb.

*\*Actual handle colors and finishes may vary from brochure. Handle sets are keyed on the exterior and activates a 2-point, stainless steel, mortise lock.*

## Signature Handles



Nickel

Brass



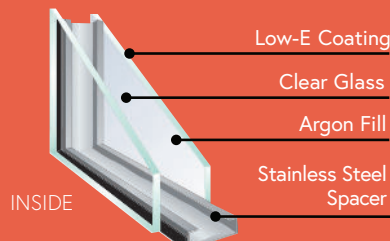
Antique Brass

Oil-Rubbed Bronze

Kingsroyal offers an optional upgrade to our Signature handle, which also comes with a two-point stainless steel locking mechanism keyed from the exterior. These stunning Signature handles are available in four polyurethane-coated metal finishes\*.

### Low-E, Double-Pane with Stainless Steel Spacer


Low-E, double-strength glass and argon gas without grids



U	S	V	C
0.29	0.27	0.51	60

### Solar Low-E, Double-Pane with Stainless Steel Spacer

Solar Low-E, double-strength glass and argon gas without grids




U	S	V	C
0.28	0.20	0.47	60

Meets ENERGY STAR® 7.0

In the SC and S zones

### Ultra, Triple-Pane with Stainless Steel Spacer

Two Low-E coatings, double-strength glass, and argon gas without grids.



U	S	V	C
0.22	0.23	0.40	62

Meets ENERGY STAR® 7.0

In all climate zones

U= U-Factor; S= Solar Heat Gain Coefficient; V= Visible Transmittance;

Thermal data is subject to change. All NFRC labels refer to whole-window performance, not just the insulated glass unit. Super Spacer® available with Elements and Pro lines.


## Color Options

SoftLite patio doors are available in a wide variety of interior colors and wood grain options. Additionally, choose from an unlimited number of exterior colors to match your home's color scheme.

### Standard Interior/Exterior Vinyl Colors



### Delta-E Exterior Foil Laminate



Only available on white substrate

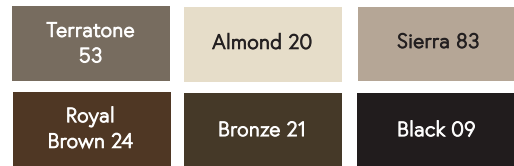
### Delta-E Exterior/Interior Foil Laminate



Only available as a combination interior/exterior black laminate. Not available on 3-panel doors.

These reflective laminates exceed Sure-Coat in longevity and have a 20-year warranty.


### Sure-Coat® Exterior PVC Bond Colors



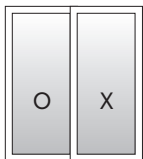
Sure-Coat color is warranted for 10 years. Additional custom colors are available to match any exterior. Contact your SoftLite dealer for details.

*Actual color samples may vary from printed brochure. See your SoftLite dealer for more precise color representations. All exterior colors should be viewed in outside daylight.*

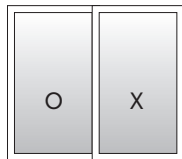
### Interior Wood Grain Colors



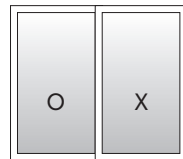
## Configurations



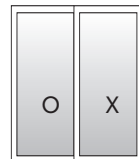
5' x 6'8"  
(58 7/8" x 79 1/2")



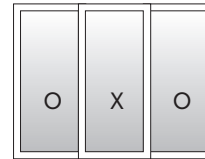
6' x 6'8"  
(70 7/8" x 79 1/2")



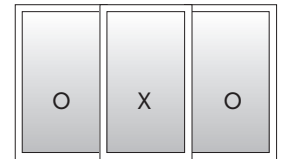
8' x 6'8"  
(94 7/8" x 79 1/2")



6' x 7'  
Wisconsin Size Door (76" x 81")



9' x 6'8"  
(106 1/4" x 79 1/2")



12' x 6'8"  
(142 1/4" x 79 1/2")

"X" designates operating panel. "O" designates fixed panel. All perspectives viewed from the outside looking in.

Choose your preference of right-hand or left-hand operating panels on 2-lite doors. Transom and sidelites available to match door profile.

#### STANDARD SIDELITE SIZES\*:

- Frame width: 16" minimum to 48" maximum
- Frame height: 72" minimum to 84" maximum

#### STANDARD TRANSOM SIZES\*:

- Frame width: 35" minimum to 84" maximum
- Frame height: 14" minimum to 36" maximum

\* Custom widths and heights also available for sidelites and transoms

## Miniblinds

Enjoy all the beauty of your finely crafted sliding patio door with between-the-glass miniblinds. Choose from maintenance-free white or beige internal miniblinds that both lift and tilt. Miniblinds are not available with grids and are not available in all sizes.



An ENERGY STAR® Partner of the Year since 2014 and a winner of the Sustained Excellence Award since 2016, SoftLite is committed to manufacturing some of the most energy-efficient products available in the industry. Energy-efficient products equal energy cost savings for you.



Authorized Kingsroyal Dealer